

# World Autism Awareness Day


Stesha Bloodhart  
[Stesha@stampinhoot.com](mailto:Stesha@stampinhoot.com)  
[www.stampinhoot.com](http://www.stampinhoot.com)



1. With a Stampin' Trimmer, cut a piece of Whisper White Thick Cardstock to 4 1/4" x 11". Score and fold at 5 1/2".
2. Cut a piece of Whisper White Cardstock to 4 1/8" x 5 3/8". Place in between the Simple Stripes Embossing Folder and zip through the Big Shot Die Cut Machine.
3. Fill a Stampin' Spritzer with water and a few drops of the Pacific Point Ink Refill. Hold the embossed sheet about 10 inches from the Stampin' Spritzer and spray. Adhere at a slight angle with Stampin' Dimensionals.
4. Run a piece of Whisper White Cardstock through the Big Shot Die Cut Machine with the Large Square and Large Circle Stitched Shaped Framelits,
5. Cut a piece of Birthday Memories Designer Series Paper and a piece of Vellum Cardstock to 1" x 4". Flag the end with the Banner Triple Punch.
6. Adhere the stitched circle die cut with Stampin' Dimensionals, then the flagged banner with Snail Adhesive. Cut an 18" piece of Dapper Denim Baker's Twine and adhere as shown with Snail Adhesive. Adhere the stitched square die cut with Stampin' Dimensionals, as shown.

# World Autism Awareness Day


7. Create a template by printing the puzzle piece shown below. Trace the template onto Watercolor Paper, adjusting as needed.
8. Color the puzzle pieces with an Aqua Painter and the following ink colors: Real Red, Pacific Point, Daffodil Delight and Garden Green. Snip out with a Paper Snips.
9. Using the Labeler Alphabet Set, stamp Autism Awareness Day in the colors listed above, then snip out with a Paper Snips. Adhere with Mini Stampin' Dimensionals.
10. Add Enamel Hearts in the coordinating colors as shown.



Shop Now!

# World Autism Awareness Day

Stesha Bloodhart  
[Stesha@stampinhoot.com](mailto:Stesha@stampinhoot.com)  
[www.stampinhoot.com](http://www.stampinhoot.com)



[Labeler Alphabet  
Photopolymer Stamp](#)

[Set](#)

141936

Price: \$17.00



[Whisper White 8-1/2"  
X 11" Thick Cardstock](#)

140272

Price: \$7.00



[Whisper White 8-1/2"  
X 11" Cardstock](#)

100730

Price: \$9.00



[Simple Stripes  
Textured Impressions  
Embossing Folder](#)

145648

Price: \$8.50



[Stampin' Spritzer](#)

126185

Price: \$3.00



[Pacific Point Classic  
Stampin' Ink Refill](#)

111840

Price: \$3.75



[Real Red Classic  
Stampin' Pad](#)

126949

Price: \$6.50



[Pacific Point Classic  
Stampin' Pad](#)

126951

Price: \$6.50

# World Autism Awareness Day

Stesha Bloodhart  
[Stesha@stampinhoot.com](mailto:Stesha@stampinhoot.com)  
[www.stampinhoot.com](http://www.stampinhoot.com)



[Daffodil Delight](#)  
[Classic Stampin' Pad](#)

126944

Price: \$6.50



[Garden Green Classic](#)  
[Stampin' Pad](#)

126973

Price: \$6.50



[Aqua Painters](#)

103954


Price: \$17.00



[Big Shot](#)

143263


Price: \$110.00



[Stitched Shapes](#)  
[Framelits Dies](#)

145372

Price: \$30.00



[Dapper Denim](#)  
[Baker's Twine](#)

144355

Price: \$3.00



[Birthday Memories](#)  
[Designer Series](#)

[Paper](#)

144118

Price: \$11.00



[Vellum 8-1/2" X 11"](#)  
[Cardstock](#)

101856

Price: \$8.00

# World Autism Awareness Day

Stesha Bloodhart  
[Stesha@stampinhoot.com](mailto:Stesha@stampinhoot.com)  
[www.stampinhoot.com](http://www.stampinhoot.com)



[Banner Triple Punch](#)

138292

Price: \$23.00



[Clear Block A](#)

118487

Price: \$4.00



[Stampin' Trimmer](#)

126889

Price: \$30.00