

Welcome Easter Cute Critter Chick Card

Stesha Bloodhart

715.497.6313

Stesha@stampinhoot.com

<https://stampinhoot.com/>



1. Cut a piece of Whisper White Thick Cardstock to 4 1/4 x 11. Score and fold at 5 1/2.
2. Use a Paper Trimmer to cut a piece Whisper White Cardstock to 3 3/4 x 5. Adhere to a 3 13/16 x 5 1/16 piece of So Saffron Cardstock with Snail Adhesive. Zip through a die-cutting and embossing machine tucked inside the 3D Subtle Embossing Folder.
3. Use the Medium Daisy Punch to crop notches 3/4" in from the left, on both top and bottom of the embossed pieces. Double wrap with Whisper White Solid Baker's Twine that has been separated into two threads, securing with a bow.
4. Add elements of gingham So Saffron 6 x 6 Designer Series Paper to the card as shown. (left side 4 3/4 long, upper left Stitched So Sweetly 3/4 x 1, below sentiment Stitched So Sweetly 2 1/2 wide-cut rectangle).
5. Crop a piece of Whisper White Cardstock with the largest Stitched Nested Labels Die. Cut to 2 5/8 long, adhere with Stampin' Dimensionals.
6. Stamp the sentiment in Tuxedo Black Memento Ink onto a 3/4 x 2 3/4 piece of Whisper White

Welcome Easter Cute Critter Chick Card

Stesha Bloodhart

715.497.6313

Stesha@stampinhoot.com

<https://stampinhoot.com/>

Cardstock. Adhere to the card with Stampin' Dimensionals.

- Stamp the chick in Tuxedo Black Memento Ink onto Whisper White Thick Cardstock. Color with the following Stampin' Blends: Light & Dark So Saffron, Light & Dark Cajun Craze, Color Lifter. Snip with Paper Snips and adhere as shown with Stampin' Dimensionals.
- Color Pearl Basic Jewels with a Dark So Saffron Stampin' Blend. Adhere as shown.



Stesha



Welcome Easter Cute Critter Chick Card

Stesha Bloodhart

715.497.6313

Stesha@stampinhoot.com

<https://stampinhoot.com/>



[Welcome Easter Cling Stamp Set \(English\)](#)

151559

Price: \$20.00

[Add to Cart](#)




[Whisper White 8-1/2" X 11" Thick Cardstock](#)

140272

Price: \$8.25

[Add to Cart](#)




[So Saffron 8-1/2" X 11" Cardstock](#)

105118

Price: \$8.75

[Add to Cart](#)




[Subtles 6" X 6" \(15.2 X 15.2 Cm\) Designer Series Paper](#)

149615

Price: \$11.50

[Add to Cart](#)



[Stitched Nested Labels Dies](#)

149638

Price: \$35.00

[Add to Cart](#)



[Stitched So Sweetly Dies](#)

151690

Price: \$32.00

[Add to Cart](#)



[Small Bloom Punch](#)

152316

Price: \$0.00

[Add to Cart](#)



[Tuxedo Black Memento Ink Pad](#)

132708

Price: \$6.00

[Add to Cart](#)

Welcome Easter Cute Critter Chick Card

Stesha Bloodhart

715.497.6313

Stesha@stampinhoot.com

<https://stampinhoot.com/>



[Cajun Craze Combo
Pack Stampin' Blends](#)

147931

Price: \$9.00

[Add to Cart](#)



[So Saffron Stampin'
Blends Combo Pack](#)

149557

Price: \$9.00

[Add to Cart](#)



[Whisper White Solid
Baker's Twine](#)

124262

Price: \$3.50

[Add to Cart](#)



[Pearl Basic Jewels](#)

144219

Price: \$5.00

[Add to Cart](#)



[3D Embossing Folder
Plate](#)

149658

Price: \$10.00

[Add to Cart](#)



[Subtle 3D Embossing
Folder](#)

151775

Price: \$10.00

[Add to Cart](#)



[Medium Daisy Punch](#)

149517

Price: \$16.00

[Add to Cart](#)



[Paper Snips](#)

103579

Price: \$10.00

[Add to Cart](#)

Welcome Easter Cute Critter Chick Card

Stesha Bloodhart

715.497.6313

Stesha@stampinhoot.com

<https://stampinhoot.com/>



[Snail Adhesive](#)

104332

Price: \$7.00

[Add to Cart](#)



[Stampin' Dimensionals](#)

104430

Price: \$4.00

[Add to Cart](#)



[Paper Trimmer](#)

152392

Price: \$25.00

[Add to Cart](#)

[Add All to Cart](#)