

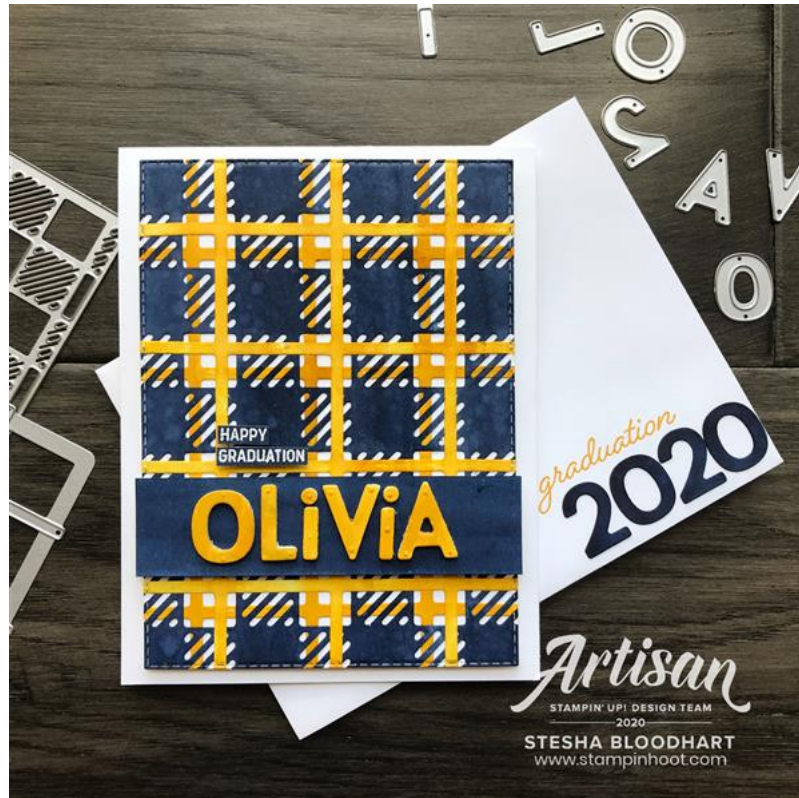
# Best Plaid Builder Dies Graduation Dies

Stesha Bloodhart

715.497.6313

[Stesha@stampinhoot.com](mailto:Stesha@stampinhoot.com)

<https://stampinhoot.com/>




1. Use a Stampin' Up! Paper Trimmer to cut a piece of Whisper White Cardstock to 4 1/4 x 11. Score and fold at 5 1/2.
2. Use the Best Plaid Dies to crop three pieces of Shimmery White Cardstock; 2 Grid Lines and 1 Plaid
3. Use the Large Flat Brush Water Painter to add color with Crushed Curry and Night of Navy Classic Inks.
4. Adhere to a piece of Whisper White Cardstock as shown with Multipurpose Liquid Glue.
5. Crop with a die-cutting and embossing machine and the largest Stitched Rectangle Die.
6. Adhere to the card base with Stampin' Dimensionals.
7. Cut a 1 x 4 piece of Shimmery White Cardstock. Use the Large Flat Brush Water Painter to add Night of Navy Color. Adhere with Stampin' Dimensionals as shown.
8. Adhere a 1 1/4 x 4 piece of Shimmery White Cardstock to one side of a Foam Adhesive Sheet.
9. Crop the name with the Playful Alphabet Dies. Color with the Large Flat Brush Water Painter and Crushed Curry Classic Ink.

# Best Plaid Builder Dies Graduation Dies

Stesha Bloodhart  
715.497.6313

[Stesha@stampinhoot.com](mailto:Stesha@stampinhoot.com)  
<https://stampinhoot.com/>

10. Adhere to the card with the other side of the Foam Adhesive.
11. Use a Clear Block G to stamp the sentiment (Itty Bitty Greetings) in Versamark Ink onto a piece of Night of Navy Cardstock.
12. Cover with White Stampin' Emboss Powder. Tap to remove the excess and set with a Heat Tool!
13. Snip to size with Paper Snips and adhere as shown with snipped-to-size Stampin' Dimensionals.
14. Crop the year using the Playful Alphabet Dies and Shimmery White Cardstock. Color with the Large Flat Brush Water Painter and Night of Navy Classic Ink.
15. Adhere to the corner of a Whisper White Medium Envelope with Multipurpose Liquid Glue.
16. Use a Clear Block G to stamp the "graduation" (So Much Happy Stamp Set) in Crushed Curry Ink onto the envelope as shown.



Stesha



# Best Plaid Builder Dies Graduation Dies

Stesha Bloodhart  
715.497.6313

[Stesha@stampinhoot.com](mailto:Stesha@stampinhoot.com)  
<https://stampinhoot.com/>



[So Much Happy Cling Stamp Set \(English\) - 152624](#)

Price: \$21.00

Add to Cart



[Itty Bitty Greetings Cling-Mount Stamp Set - 151331](#)

Price: \$36.00


Add to Cart



[Playful Alphabet Dies - 152706](#)

Price: \$34.00


Add to Cart



[Best Plaid Builder Dies - 152720](#)

Price: \$44.00

Add to Cart



[Stitched Rectangles Dies - 151820](#)

Price: \$35.00

Add to Cart



[Whisper White 8-1/2" X 11" Thick Cardstock - 140272](#)

Price: \$8.25

Add to Cart



[Shimmery White 8-1/2" X 11" Cardstock - 101910](#)

Price: \$10.00

Add to Cart



[Water Painters - 151298](#)

Price: \$12.00

Add to Cart



[Night Of Navy Classic Stampin' Pad - 147110](#)

Price: \$7.50

Add to Cart



[Crushed Curry Classic Stampin' Pad - 147087](#)

Price: \$7.50

Add to Cart



[Whisper White Medium Envelopes - 107301](#)

Price: \$7.50

Add to Cart



[Foam Adhesive Sheets - 152815](#)

Price: \$8.00

Add to Cart



[Stampin' Dimensionals - 104430](#)

Price: \$4.00

Add to Cart



[Multipurpose Liquid Glue - 110755](#)

Price: \$4.00

Add to Cart



[Versamark Pad - 102283](#)

Price: \$9.50

Add to Cart

# Best Plaid Builder Dies Graduation Dies

Stesha Bloodhart

715.497.6313

[Stesha@stampinhoot.com](mailto:Stesha@stampinhoot.com)

<https://stampinhoot.com/>



[White Stampin' Emboss Powder - 109132](#)

Price: \$6.00

Add to Cart



[Heat Tool \(Us And Canada\) - 129053](#)

Price: \$30.00

Add to Cart