

A Little Something from Joyful Life by Stampin' Up!

Stesha Bloodhart

715.497.6313

Stesha@stampinhoot.com

<https://stampinhoot.com/>



1. Begin by using a Stampin' Up! Paper Trimmer to cut a piece of Basic White Thick to 4 1/4 x 11. Score and fold at 5 1/2.
2. Adhere a 3 x 4 1/8 piece of Basic White Cardstock to a 4 x 4 1/4 piece of Pattern Party Designer Series Paper as shown with Multipurpose Liquid Glue.
3. Use the brush end of a Basic Black Stampin' Marker to add splatter.
4. Use scissors to cut the Black & White 1/4" Gingham Ribbon in half. Wrap around the layer and secure with a bow.
5. Adhere to the card base with Stampin' Dimensionals.
6. Crop a piece of Basic Black Cardstock with the 2 7/8 Layering Circles die. Use a Paper Trimmer to cut 1/8 off an edge. Adhere to the card as shown with Stampin' Dimensionals.
7. Stamp the sentiment in Versamark Ink onto a piece of Basic White Cardstock. Cover with Black Basic Stampin' Emboss Powder. Tap to remove excess and set with a Heat Tool. Trim to 5/8 x 2 1/4. Flag the end as shown with Paper Snips.

A Little Something from Joyful Life by Stampin' Up!

Stesha Bloodhart

715.497.6313

Stesha@stampinhoot.com

<https://stampinhoot.com/>



8. Stamp the piggy in Tuxedo Black Memento Ink onto Basic White Cardstock. Color with the following Stampin' Blends (Light and Dark):
 - Petal Pink, Balmy Blue, Flirty Flamingo, Cajun Craze, Mossy Meadow
9. Trim closely with Paper Snips. Adhere as shown (+ the sentiment) with Stampin' Dimensionals.
10. Embellish with the Matte Black Dots.
11. Adhere a 5 3/4 x 2 1/2 piece of Pattern Party Designer Series Paper to the flap of a Basic White Medium Envelope with Multipurpose Liquid Glue.

Stesha

Click to
Shop Online
stampinhoot.com

A Little Something from Joyful Life by Stampin' Up!


Stesha Bloodhart
715.497.6313
Stesha@stampinhoot.com
<https://stampinhoot.com/>



[Joyful Life Cling Stamp Set - 156529](#)

Price: \$20.00

Add to Cart



[Basic White 8-1/2" X 11" Thick Cardstock - 159229](#)

Price: \$8.25


Add to Cart



[Pattern Party 12" X 12" \(30.5 X 30.5 Cm\) Host Designer Series Paper - 155426](#)

Price: \$18.00

Add to Cart



[Basic White 8-1/2" X 11" Cardstock - 159276](#)

Price: \$9.75

Add to Cart



[Black & White 1/4" \(6.4 Mm\) Gingham Ribbon - 156485](#)

Price: \$7.00

Add to Cart



[Basic Black 8-1/2" X 11" Cardstock - 121045](#)

Price: \$8.75

Add to Cart



[Stampin' Cut & Emboss Machine - 149653](#)

Price: \$120.00

Add to Cart



[Layering Circles Dies - 151770](#)

Price: \$35.00

Add to Cart



[Tuxedo Black Memento Ink Pad - 132708](#)

Price: \$6.00

Add to Cart



[Petal Pink Stampin' Blends Combo Pack - 154893](#)

Price: \$9.00

Add to Cart



[Balmy Blue Stampin' Blends Combo Pack - 154830](#)

Price: \$9.00

Add to Cart



[Flirty Flamngo Stampin' Blends Combo Pack - 154884](#)

Price: \$9.00

Add to Cart



[Cajun Craze Stampin' Blends Combo Pack - 154879](#)

Price: \$9.00

Add to Cart



[Mossy Meadow Stampin' Blends Combo Pack - 154890](#)

Price: \$9.00

Add to Cart



[VersaMark Pad - 102283](#)

Price: \$9.50

Add to Cart

A Little Something from Joyful Life by Stampin' Up!

Stesha Bloodhart
715.497.6313

Stesha@stampinhoot.com
<https://stampinhoot.com/>



[Basics Embossing
Powders - 155554](#)

Price: \$18.00

Add to Cart



[Heat Tool - 129053](#)

Price: \$30.00

Add to Cart



[Paper Trimmer -
152392](#)

Price: \$25.00

Add to Cart



[Basic Black
Stampin' Write
Marker - 100082](#)

Price: \$3.00

Add to Cart



[Multipurpose
Liquid Glue -
110755](#)

Price: \$4.00

Add to Cart



[Stampin'
Dimensionals -
104430](#)

Price: \$4.00


Add to Cart



[Paper Snips
Scissors - 103579](#)

Price: \$10.00

Add to Cart



[Matte Black Dots -
154284](#)

Price: \$7.00

Add to Cart



[Basic White
Medium Envelopes
- 159236](#)

Price: \$7.50

Add to Cart