

tgifc355 Sketch Challenge - Hello Ladybug Valentine

Stesha Bloodhart
715.497.6313

Stesha@stampinhoot.com
<https://stampinhoot.com/>



1. Begin by cutting a piece of Basic White Thick Cardstock to 5 1/2 x 8 1/2. Score and fold at 4 1/4.
2. Zip a 5 1/4 x 4 piece of Basic Black Cardstock through a Stampin' Cut & Emboss Machine tucked inside the Timeworn Type 3D Embossing Folder. Distress the edges with a Bone Folders, Paper Snips or [Distressing Tool](#). Repeat with a 5 1/4 x 4 piece of Basic White Cardstock.
3. Adhere the Basic Black piece to the card base with Multipurpose Liquid Glue.
4. Use the brush tip of a Melon Mambo Dark Stampin' Blends to flick specks of ink onto the card. TIP! Just hit the marker with a Take Your Pick Tool or similar, no need to touch the brush!
5. Adhere as shown with Multipurpose Liquid Glue.
6. Cut the following with a Paper Trimmer:
 - Melon Mambo Cardstock - 4 x 1, 2 x 1/2
 - All Together Designer Series Paper - 4 1/4 x 1, 2 3/4 x 1/4
7. Distress and crinkle as shown.

tgifc355 Sketch Challenge - Hello Ladybug Valentine

Stesha Bloodhart
715.497.6313

Stesha@stampinhoot.com
<https://stampinhoot.com/>

8. Crop a piece of All Together Designer Series Paper with a Stampin' Cut & Emboss Machine and the largest Layering Circle Die.
9. Cut an 18" piece of Black & White Gingham Ribbon in half, then tie into a bow. Adhere as shown with a Mini Glue Dot.
10. Crop a piece of Vellum Cardstock and a piece of Basic White Cardstock with a Stampin' Cut & Emboss Machine and the large heart die from the Bouquet of Love Hybrid Embossing Folder Dies.



11. Color three circles onto the vellum heart with the brush end of the Melon Mambo Dark Stampin' Blends. Use a paint brush or bottle to add small amount of 91% Rubbing Alcohol around the outer edges of each circle. Use a Marker Spritzer or [Ink Blower](#) to move the alcohol around. Let dry. Adhere to the Basic White heart with Multipurpose Liquid Glue.
12. Layer and adhere all pieces together with Multipurpose Liquid Glue and Stampin' Dimensionals.
13. Stamp the sentiment in Versamark Ink onto a 2 x 3/8 piece of Basic Black Cardstock. Cover with White Embossing Powder, tap to remove excess, set with a Heat Tool. Adhere with Multipurpose Liquid Glue.
14. Stamp the ladybug in Tuxedo Black Memento Ink and Melon Mambo Classic Ink. Crop with the coordinating Ladybug Builder Punch. Zip through a Stampin' Cut & Emboss Machine tucked inside the Timeworn Type 3D Embossing Folder. Adhere together and to the card with Stampin' Dimensionals.
15. Embellish with Matte Black Dots and Iridescent Rhinestone Basic Jewels.

Stesha

tgifc355 Sketch Challenge - Hello Ladybug Valentine

Stesha Bloodhart
715.497.6313

Stesha@stampinhoot.com
<https://stampinhoot.com/>



tgifc355 Sketch Challenge - Hello Ladybug Valentine

Stesha Bloodhart
715.497.6313

Stesha@stampinhoot.com
<https://stampinhoot.com/>



Hello Ladybug Bundle (English) - 157699

Price: \$32.25

Add to Cart



Hello Ladybug Photopolymer Stamp Set (English) - 157693

Price: \$18.00

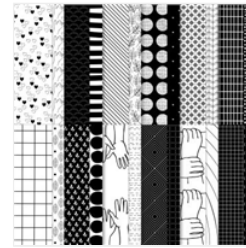
Add to Cart



Ladybug Builder Punch - 157698

Price: \$18.00

Add to Cart



All Together 6" X 6" (15.2 X 15.2 Cm) Designer Series Paper - 160039

Price: \$11.50

Add to Cart



Black & White 1/4" (6.4 Mm) Gingham Ribbon - 156485

Price: \$7.00


Add to Cart



Basic White 8-1/2" X 11" Thick Cardstock - 159229

Price: \$8.25

Add to Cart



Basic White 8-1/2" X 11" Cardstock - 159276

Price: \$9.75

Add to Cart



Vellum 8-1/2" X 11" Cardstock - 101856

Price: \$10.00

Add to Cart



Melon Mambo Stampin' Blends Combo Pack - 153112

Price: \$9.00

Add to Cart



Stamparatus - 146276

Price: \$49.00

Add to Cart



Tuxedo Black Memento Ink Pad - 132708

Price: \$6.00

Add to Cart



Melon Mambo Classic Stampin' Pad - 147051

Price: \$7.50

Add to Cart



Basic Black 8-1/2" X 11" Cardstock - 121045

Price: \$8.75

Add to Cart



Melon Mambo 8-1/2" X 11" Cardstock - 115320

Price: \$8.75

Add to Cart



Stampin' Cut & Emboss Machine - 149653

Price: \$120.00

Add to Cart

tgifc355 Sketch Challenge - Hello Ladybug Valentine

Stesha Bloodhart
715.497.6313

Stesha@stampinhoot.com
<https://stampinhoot.com/>



Timeworn Type 3D
Embossing Folder
- 156505

Price: \$10.00

Add to Cart



VersaMark Pad -
102283

Price: \$9.50

Add to Cart



Basics Embossing
Powders - 155554

Price: \$18.00


Add to Cart



Heat Tool - 129053

Price: \$30.00


Add to Cart



Iridescent
Rhinestones Basic
Jewels - 158130

Price: \$7.50

Add to Cart



Matte Black Dots -
154284

Price: \$7.00

Add to Cart



Paper Trimmer -
152392

Price: \$25.00

Add to Cart



Multipurpose
Liquid Glue -
110755

Price: \$4.00


Add to Cart



Stampin' Seal -
152813

Price: \$8.00

Add to Cart



Mini Glue Dots -
103683

Price: \$5.25

Add to Cart



Stampin'
Dimensionals -
104430

Price: \$4.00

Add to Cart



Layering Circles
Dies - 151770

Price: \$35.00

Add to Cart



Bouquet Of Love
Hybrid Embossing
Folder - 157641

Price: \$29.00

Add to Cart