

Hoot Hoot Hoot Card with Adorable Owls

Stesha Bloodhart

715.497.6313

Stesha@stampinhoot.com

<https://stampinhoot.com/>



Use a Paper Trimmer to cut the following:

- Basic White Thick Cardstock
4 1/4 x 11 – scored at 5 1/2 (card base)
- Basic White Cardstock
3 3/4 x 5 Layer
4 x 5 Layer for Stamping
scraps for snipped sentiment
- Bermuda Bay Cardstock
4 x 5 1/4 Layer
3 3/4 x 5 (die-cutting)
- Dandy Designs DSP
3 3/4 x 5 (die-cutting)

Hoot Hoot Hoot Card with Adorable Owls

Stesha Bloodhart

715.497.6313

Stesha@stampinhoot.com

<https://stampinhoot.com/>



1. Burnish the fold of the card base with a Bone Folder.
2. Adhere the Bermuda Bay layer to the card base with Multipurpose Liquid Glue.
3. Zip the Bermuda Bay and the Dandy Designs DSP through a Stampin' Cut & Emboss Machine along with the Picture This circle die.
4. Adhere the Dandy Designs DSP to the Basic White Layer with Standard and Mini Stampin' Dimensionals.
5. Take the Bermuda Bay small die-cut circles and adhere them as shown with Multipurpose Liquid Glue.
6. Stamp the three owls in Tuxedo Black Memento Ink onto Basic White layer.
7. Color with the following Stampin' Blends Combo Packs: Soft Suede, Bermuda Bay, Flirty Flamingo, Balmy Blue, Ivory and Bronze.
8. Snip the owls closely with Paper Snips. Adhere as shown with Stampin' Dimensionals.
9. Stamp the Hoot sentiment in Bermuda Bay Classic Ink onto Basic White Cardstock (twice). Snip closely with Paper Snips. Adhere as shown with Mini Stampin' Dimensionals.
10. Embellish as shown with white Enamel Dot Essentials.




Hoot Hoot Hoot Card with Adorable Owls

Stesha Bloodhart

715.497.6313

Stesha@stampinhoot.com

<https://stampinhoot.com/>



Adorable Owls
Cling Stamp Set
(English) - 160269

Price: \$0.00

Add to Cart



Stamparatus -
146276

Price: \$49.00

Add to Cart



Tuxedo Black
Memento Ink Pad -
132708

Price: \$6.00

Add to Cart



Stampin'
Dimensionals -
104430

Price: \$4.25

Add to Cart



Multipurpose
Liquid Glue -
110755

Price: \$4.00

Add to Cart



Paper Trimmer -
152392

Price: \$25.00


Add to Cart



Stampin' Cut &
Emboss Machine -
149653

Price: \$125.00

Add to Cart



Picture This Dies -
155559

Price: \$34.00


Add to Cart



Dandy Designs 12"
X 12" (30.5 X 30.5
Cm) Designer
Series Paper -
160836

Price: \$0.00

Add to Cart



Basic White 8-1/2"
X 11" Cardstock -
159276

Price: \$10.25

Add to Cart



Basic White 8-1/2"
X 11" Thick
Cardstock -
159229

Price: \$8.75

Add to Cart



Bermuda Bay 8-
1/2" X 11"
Cardstock -
131197

Price: \$9.25

Add to Cart



Soft Suede
Stampin' Blends
Combo Pack -
154906

Price: \$9.00

Add to Cart



Bermuda Bay
Stampin' Blends
Combo Pack -
154878

Price: \$9.00

Add to Cart



Flirty Flamingo
Stampin' Blends
Combo Pack -
154884

Price: \$9.00

Add to Cart

Hoot Hoot Hoot Card with Adorable Owls

Stesha Bloodhart

715.497.6313

Stesha@stampinhoot.com

<https://stampinhoot.com/>



Balmy Blue
Stampin' Blends
Combo Pack -
154830

Price: \$9.00

Add to Cart



Bronze & Ivory
Stampin' Blends
Combo Pack -
154922

Price: \$9.00

Add to Cart



Bermuda Bay
Classic Stampin'
Pad - 147096

Price: \$8.00

Add to Cart



Paper Snips
Scissors - 103579

Price: \$11.00


Add to Cart



Mini Stampin'
Dimensionals -
144108

Price: \$4.25

Add to Cart



Enamel Dot
Essentials -
160751

Price: \$8.00

Add to Cart