

A Witty Happy Birthday Card with One More Year!

Stesha Bloodhart
7154976313

Stesha@stampinhoot.com
stampinhoot.com



1. Begin with a 4 1/4 x 11 piece of Crumb Cake Cardstock. Score and fold at 5 1/2 (portrait style card).
2. Adhere a 3 5/8 x 4 7/8 and a 3 3/4 x 5 piece of Basic White Cardstock together with Multipurpose Liquid Glue and to the card with Stampin' Dimensionals.
3. Adhere a 3 1/4 x 4 1/2 piece of Timeless Plaid Designer Series Paper as shown with Multipurpose Liquid Glue.
4. Use a Stampin' Cut & Emboss Machine to crop the following with the Everyday Arches Dies:
 - Boho Blue – ~3 x 4 1/8
 - Basic White (scored & folded) – ~2 1/4 x 3 1/2 (place the die just slightly above the fold so it doesn't cut the fold when you run it through)
 - Basic White – ~2 7/8 x 1 5/8
5. Adhere the Boho Blue arch to the card with Stampin' Dimensionals.
6. Use Masking Paper to cover the "You're How Old!?" portion of the stamp while inking it up. Remove the Masking Paper and stamp the "in dog years.." sentiment at the top on the inside of the folded arch Basic White piece. Adhere to the card with Multipurpose Liquid Glue.

A Witty Happy Birthday Card with One More Year!

Stesha Bloodhart
7154976313

Stesha@stampinhoot.com
stampinhoot.com




7. Adhere a 2 5/16 x 1 piece of Timeless Plaid Designer Series Paper as shown with Multipurpose Liquid Glue.
8. Wrap with Linen Thread, securing with a bow.
9. Adhere the smallest Basic White arch to the card with Stampin' Dimensionals.
10. Stamp the dog and Happy Birthday (cover the "another wrinkle wiser" with Masking Paper if desired) in Tuxedo Black Memento Ink onto a piece of Basic White Cardstock.
11. Color the dog with the following Stampin' Blends Combo Packs: Crumb Cake, Pebbled Path, Boho Blue, Pecan Pie, Bubble Bath.
12. Snip out the dog and sentiment closely with Paper Snips. Adhere the dog with Stampin' Dimensionals and the sentiment with Multipurpose Liquid Glue.
13. Embellish with Basic Beige Neutral Matte Dots.

click to
shop online

A Witty Happy Birthday Card with One More Year!

Stesha Bloodhart
7154976313
Stesha@stampinhoot.com
stampinhoot.com



[One More Year Cling Stamp Set \(English\) - 164777](#)

Price: \$24.00




[Timeless Plaid 6" X 6" \(15.2 X 15.2 Cm\) Designer Series Paper - 164678](#)

Price: \$12.50




[Crumb Cake 8-1/2" X 11" Cardstock - 120953](#)

Price: \$11.50



[Boho Blue 8-1/2" X 11" Cardstock - 161724](#)

Price: \$11.50



[Basic White 8-1/2" X 11" Cardstock - 166780](#)

Price: \$14.00



[Bone Folder - 102300](#)

Price: \$8.00



[Multipurpose Liquid Glue - 110755](#)

Price: \$6.00




[Paper Snips Scissors - 103579](#)

Price: \$12.00




[Paper Trimmer - 152392](#)

Price: \$28.00



[Stampin' Cut & Emboss Machine - 149653](#)

Price: \$130.00



[Everyday Arches Dies - 164629](#)

Price: \$29.00



[Stampin' Dimensionals - 104430](#)

Price: \$4.25



[Basic White Medium Envelopes - 159236](#)

Price: \$11.00



[Tuxedo Black Memento Ink Pad - 132708](#)

Price: \$8.00



[Stampin' Up! Masking Paper - 155480](#)

Price: \$7.00


A Witty Happy Birthday Card with One More Year!

Stesha Bloodhart
7154976313
Stesha@stampinhoot.com
stampinhoot.com



[Linen Thread -
104199](#)

Price: \$5.00



[Neutral Matte Dots
- 165561](#)

Price: \$8.00



[Boho Blue
Stampin' Blends
Combo Pack -
161659](#)

Price: \$11.00



[Bubble Bath
Stampin' Blends
Combo Pack -
161675](#)

Price: \$11.00



[Pecan Pie
Stampin' Blends
Combo Pack -
161674](#)

Price: \$11.00



[Crumb Cake
Stampin' Blends
Combo Pack -
154882](#)

Price: \$11.00



[Pebbled Path
Stampin' Blends
Combo Pack -
161658](#)

Price: \$11.00